



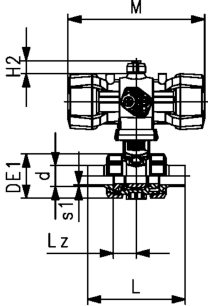
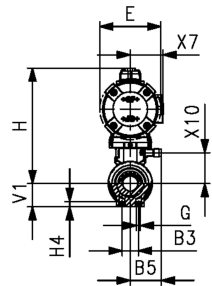
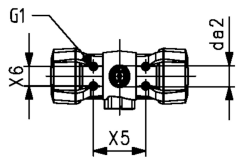
**PROGEF Standard PP-H Ball valve type 546 Pro with PPA FO (Fail safe to open)**  
**With butt fusion spigots PP-H SDR11 ISO**  
**Without manual override**  
**5.6 bar control pressure**

**Model:**

- Control pressure supply through integrated NAMUR interface according VDI/VDE 3845
- Full plastic solution (actuator housing made of PP-GF)
- Visual position indicator
- Integrated stainless steel mounting inserts
- z-dimension, valve end and union nut are compatible with type 546 (1st Generation)

**Option:**

- Position feedback through double sensor with LED (PNP, NPN and NAMUR)
- Positioner RPC, RPC D, RPC PID
- Individual configuration of the valve possible



d (mm)	DN (mm)	Size (inch)	PN (bar)	kv-value ( $\Delta p=1$ bar) (l/min)	EPDM Code	SP Weight (kg)	FKM Code	SP Weight (kg)		
20	15	½	10	185	<b>199 251 853</b>	1	1.200	<b>199 251 863</b>	1	1.200
25	20	¾	10	350	<b>199 251 854</b>	1	1.300	<b>199 251 864</b>	1	1.300
32	25	1	10	700	<b>199 251 855</b>	1	1.400	<b>199 251 865</b>	1	1.400
40	32	1 ¼	10	1000	<b>199 251 856</b>	1	2.500	<b>199 251 866</b>	1	2.032
50	40	1 ½	10	1600	<b>199 251 857</b>	1	2.800	<b>199 251 867</b>	1	2.800
63	50	2	10	3100	<b>199 251 858</b>	1	2.774	<b>199 251 868</b>	1	2.791
75	65	2 ½	10	5000	<b>199 251 859</b>	1	6.600	<b>199 251 869</b>	1	6.600
90	80	3	10	7000	<b>199 251 860</b>	1	8.400	<b>199 251 870</b>	1	8.400
110	100	4	10	11000	<b>199 251 861</b>	1	12.600	<b>199 251 871</b>	1	12.600

d (mm)	Actuator	B3 (mm)	B5 (mm)	da2 (mm)	DE1 (mm)	E (mm)	G (mm)	G1 (mm)	H (mm)	H2 (mm)	H4 (mm)	L (mm)	M (mm)	Lz (mm)	s1 (mm)
20	PPA08	25	16.2	33	50	74	M6	M5	155	20	12	130	159	28	1.9
25	PPA08	25	17.5	33	58	74	M6	M5	159	20	12	143	159	33	2.3
32	PPA15	25	17.5	33	68	94	M6	M5	178	20	12	150	211	36	3.0
40	PPA15	45	23.3	33	84	94	M8	M5	184	20	15	171	211	43	3.7
50	PPA40	45	23.3	33	97	120	M8	M5	213	20	15	191	246	45	4.6
63	PPA40	45	24.3	33	124	120	M8	M5	228	20	15	220	246	51	5.8
75	PPA80	70	28.5	33	166	142	M8	M5	277	20	15	266	343	68	8.2
90	PPA80	70	28.5	33	200	142	M8	M5	289	20	15	264	343	71	10.0
110	PPA80	120	28.5	33	238	142	M12	M5	324	20	22	301	343	82	12.0

d (mm)	V1 (mm)	X5 (mm)	X6 (mm)	X7 (mm)	X10 (mm)
20	27	80	30	43	38.0
25	30	80	30	43	41.9
32	36	80	30	51	47.0
40	44	80	30	51	53.5
50	51	80	30	62	62.8
63	64	80	30	62	77.0
75	85	80	30	74	119.0
90	105	80	30	74	131.0
110	123	80	30	74	145.0

The technical data are not binding. They neither constitute expressly warranted characteristics nor guaranteed properties nor a guaranteed durability. They are subject to modification. Our General Terms of Sale apply.

# Data sheet

valid from: 3/30/26



---

Georg Fischer Piping Systems Ltd, Postfach, CH-8201 Schaffhausen/Switzerland Phone +41 -(0)52-631 1111 e-mail:  
info.ps@georgfischer.com Internet: <http://www.gfps.com>