



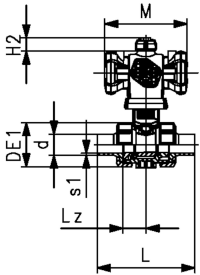
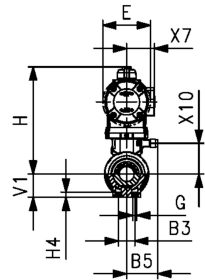
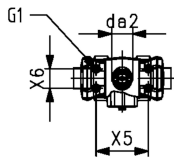
**PROGEF Standard PP-H Ball valve type 546 Pro with PPA DA (Double Acting)**  
**With butt fusion spigots PP-H SDR11 ISO**  
**Without manual override**  
**5.6 bar control pressure**

**Model:**

- Control pressure supply through integrated NAMUR interface according VDI/VDE 3845
- Full plastic solution (actuator housing made of PP-GF)
- Visual position indicator
- Integrated stainless steel mounting inserts
- z-dimension, valve end and union nut are compatible with type 546 (1st Generation)

**Option:**

- Position feedback through double sensor with LED (PNP, NPN and NAMUR)
- Positioner RPC, RPC D, RPC PID
- Individual configuration of valves possible



d (mm)	DN (mm)	Size (inch)	PN (bar)	kv-value (Δp=1 bar) (l/min)	EPDM Code	SP Weight (kg)	FKM Code	SP Weight (kg)
20	15	½	10	185	199 251 873	1	1.200	199 251 883
25	20	¾	10	350	199 251 874	1	1.300	199 251 884
32	25	1	10	700	199 251 875	1	1.400	199 251 885
40	32	1 ¼	10	1000	199 251 876	1	2.500	199 251 886
50	40	1 ½	10	1600	199 251 877	1	2.800	199 251 887
63	50	2	10	3100	199 251 878	1	3.700	199 251 888
75	65	2 ½	10	5000	199 251 879	1	5.500	199 251 889
90	80	3	10	7000	199 251 880	1	7.800	199 251 890
110	100	4	10	11000	199 251 881	1	10.900	199 251 891

d (mm)	Actuator	B3 (mm)	B5 (mm)	da2 (mm)	DE1 (mm)	E (mm)	G (mm)	G1 (mm)	H (mm)	H2 (mm)	H4 (mm)	L (mm)	Lz (mm)	M (mm)	s1 (mm)
20	PPA08	25	16.2	33	50	74	M6	M5	155	20	12	130	28	128	1.9
25	PPA08	25	17.5	33	58	74	M6	M5	159	20	12	143	33	128	2.3
32	PPA08	25	17.5	33	68	94	M6	M5	178	20	12	150	36	128	3.0
40	PPA15	45	23.3	33	84	94	M8	M5	184	20	15	171	43	159	3.7
50	PPA15	45	23.3	33	97	120	M8	M5	213	20	15	191	45	159	4.6
63	PPA40	45	24.3	33	124	120	M8	M5	228	20	15	220	51	184	5.8
75	PPA40	70	28.5	33	166	142	M8	M5	277	20	15	266	68	184	8.2
90	PPA40	70	28.5	33	200	142	M8	M5	289	20	15	264	71	184	10.0
110	PPA80	120	28.5	33	238	142	M12	M5	324	20	22	301	82	261	12.0

d (mm)	V1 (mm)	X5 (mm)	X6 (mm)	X7 (mm)	X10 (mm)
20	27	80	30	43	38.0
25	30	80	30	43	41.9
32	36	80	30	51	47.0
40	44	80	30	51	53.5
50	51	80	30	62	62.8
63	64	80	30	62	77.0
75	85	80	30	74	119.0
90	105	80	30	74	131.0
110	123	80	30	74	145.0

The technical data are not binding. They neither constitute expressly warranted characteristics nor guaranteed properties nor a guaranteed durability. They are subject to modification. Our General Terms of Sale apply.

# Data sheet

valid from: 4/3/25



---

Georg Fischer Piping Systems Ltd, Postfach, CH-8201 Schaffhausen/Switzerland Phone +41 -(0)52-631 1111 e-mail:  
info.ps@georgfischer.com Internet: <http://www.gfps.com>