

**PROGEF Standard Flange adaptor PP-H**  
**SDR11/PN10 Combined jointing face: flat and serrated**

**Model:**

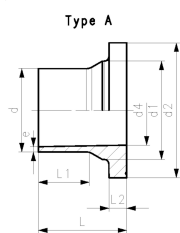
- Material: PP-H
  - Conventional butt-welding according to DVS 2207
  - IR- Infrared welding compatible
  - Suitable for flange connections to metric (from d110 also to ANSI/ASME B16.5)
  - Up to d315, suitable for butterfly valve type 567/578 and 038/039. Above use PROGEF Standard adaptor for butterfly valves SDR11 (d355-d500)
  - Gasket: profile flange gasket EPDM No. 48 44 07, FKM No. 49 44 07
- \* Material: PP-R, not suitable for butterfly valves

d (mm)	DN (mm)	PN (bar)	FM	Type	Code	Weight (kg)
20	15	10	IR	A	727 798 706	0.015
25	20	10	IR	A	727 798 707	0.029
32	25	10	IR	A	727 798 708	0.042
40	32	10	IR	A	727 798 709	0.061
50	40	10	IR	A	727 798 710	0.091
63	50	10	IR	A	727 798 711	0.144
75	65	10	IR	B	727 798 712	0.243
90	80	10	IR	B	727 798 713	0.324
110	100	10	IR	B	727 798 714	0.441
125	100	10	IR	B	727 798 715	0.520
140	125	10	IR	B	727 798 716	0.800
160	150	10	IR	B	727 798 117	1.060
180	150	10	IR	B	727 798 318	1.026
200	200	10	IR	C	727 798 319	1.652
225	200	10	IR	C	727 798 120	2.100
250	250	10	IR	C	727 798 521	2.630
280	250	10	IR	C	727 798 322	2.521
315	300	10	IR	C	727 798 523	3.247
*	355	350	10	C	727 798 324	6.600
*	400	400	10	C	727 798 325	9.100
*	450	500	10	C	727 798 326	17.300
*	500	500	10	C	727 798 327	18.400

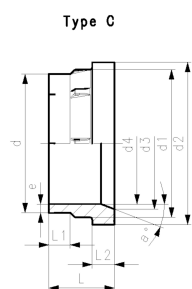
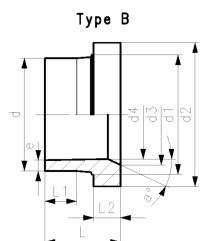
d (mm)	d1 (mm)	d2 (mm)	d3 (mm)	d4 (mm)	L (mm)	L1 (mm)	L2 (mm)	e (mm)	a
20	26	45		16	50	29	7	2.1	
25	32	58		20	52	27	9	2.3	
32	40	68		26	54	28	10	2.9	
40	49	78		32	56	25	11	3.7	
50	60	88		40	62	32	12	4.6	
63	75	102		49	68	38	14	6.2	
75	89	122	66	61	80	43	16	6.9	30
90	105	138	78	73	80	41	17	8.2	30
110	125	158	100	87	80	41	18	11.0	30
125	132	158	114	102	82	35	25	11.4	25
140	155	188	127	114	89	39	25	12.8	27
160	175	212	151	127	107	40	25	14.6	30
180	180	212	154	148	92	40	30	17.4	30
200	232	268	203	174	100	35	32	19.3	30
225	235	268	210	180	133	45	32	20.5	30
250	285	320	252	203	120	45	36	24.0	
280	291	328	262	228	120	45	37	26.8	28
315	335	370	300	256	150	50	52	30.2	22

# Data sheet

valid from: 4/5/26



	d	d1	d2	d3	d4	L	L1	L2	e	a
	(mm)	(mm)	(mm)	(mm)	(mm)	(mm)	(mm)	(mm)	(mm)	(mm)
*	355	373	430	348	282	162	70	40	33.9	45
*	400	427	490	392	318	172	70	46	38.2	45
*	450	514	596	401	358	225	105	60	43.0	15
*	500	530	595	442	400	231	105	60	47.8	15



The technical data are not binding. They neither constitute expressly warranted characteristics nor guaranteed properties nor a guaranteed durability. They are subject to modification. Our General Terms of Sale apply.

Georg Fischer Piping Systems Ltd, Postfach, CH-8201 Schaffhausen/Switzerland Phone +41 -(0)52-631 1111 e-mail: info.ps@georgfischer.com Internet: <http://www.gfps.com>